

OSRAM DULUX® EL



CONCENTRA®
R80 23 W



LONGLIFE
CLASSIC A 20 W

Your benefits:

- Electrodeless energy-saving lamps – super-fast ignition thanks to magnetic induction
- Instant flickerfree starting
- Very high luminous intensity right from the start
- Long average life of 15,000 hours*
- Around 500,000 switching cycles
- Fewer replacement lamps and lower maintenance costs
- More light over a wider temperature range
- Reliable starting down to -15°C

Applications:

- Where instant availability of full output is required
- Overhead lighting
- Extreme temperature ranges
- Areas difficult to access
- Outdoor lighting**

* Switching cycle 90 min on, 15 min off

** Only in weather-proof housings/applications

OSRAM DULUX® EL CONCENTRA® R80 23 W OSRAM DULUX® EL LONGLIFE CLASSIC A 20 W Electrodeless energy-saving lamps

Lightning fast – extremely quick run-up and exceptionally high output.




SEE THE WORLD IN A NEW LIGHT

OSRAM



TECHNICAL DATA



NEW!

Product reference

Product number

W

V/Hz

mA

Color temperature icon

R_a

cd

Beam spread icon

d (mm)

l (mm)

Energy efficiency icon

Recycling icon

OSRAM DULUX® EL CONCENTRA® R80 E27


DULUX EL C R80 23 W/827 4008321**067401** 23 220...240/50...60 170 LUMILUX Warm White¹ 1 B 500 E27² 80 125 ±3 190 10

Use outdoors only in enclosed and ventilated luminaires.

* Switching cycle 90 min on, 15 min off

¹ Light color 827 (2700 K)

² Also available with B22d base on request



NEW!

Product reference

Product number

W

V/Hz

mA

Color temperature icon

R_a

l_m

Beam spread icon

d (mm)

l (mm)

Energy efficiency icon

Recycling icon

OSRAM DULUX® EL LONGLIFE CLASSIC A E27

DULUX EL LL CLASSIC A in preparation³ 20 220...240/50...60 160 LUMILUX Warm White¹ 1 B 1250 E27² 60 135 ±3 121 10

Use outdoors only in enclosed and ventilated luminaires.

* Switching cycle 90 min on, 15 min off

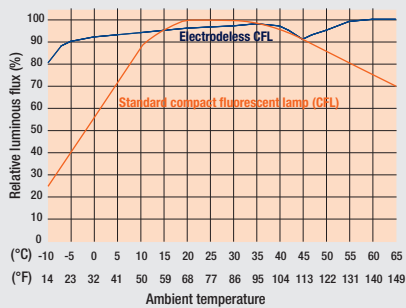
¹ Light color 827 (2700 K)

² Also available with B22d base on request

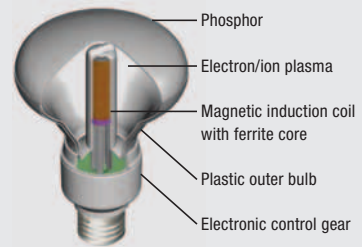
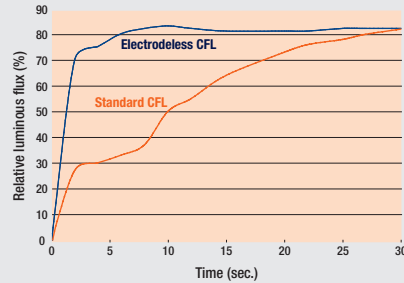
³ Available from September 2007



Constant output over a wide temperature range



Lumen run-up: Electrodeless CFL versus standard compact fluorescent lamp (CFL)



member of
voltimum
.com

SEE THE WORLD IN A NEW LIGHT

