



**EVG-Lampenkombinationen  
und Steuermodule  
ECG-lamp combinations  
and control units**

SEE THE WORLD IN A NEW LIGHT

**OSRAM**



ECG description	Lamp description
<b>QUICKTRONIC® for FQ-(T5/Ø16 mm) Fluorescent Lamps</b>	
dimmmable, DALI interface – single lamp operation	
QT DALI-FQ 1x24/230-240 DIM	1xFQ 24W
QT DALI-FQ 1x39/230-240 DIM	1xFQ 39W
QT DALI-FQ 1x54/230-240 DIM	1xFQ 54W
QT DALI-FQ 1x80/230-240 DIM	1xFQ 80W
dimmmable, DALI interface – twin lamp operation	
QT DALI-FQ 2x24/230-240 DIM	2xFQ 24W
QT DALI-FQ 2x39/230-240 DIM	2xFQ 39W
QT DALI-FQ 2x54/230-240 DIM	2xFQ 54W
dimmmable, 1...10 V interface – single lamp operation	
QT-FQ 1x24/230-240 DIM	1xFQ 24W
QT-FQ 1x39/230-240 DIM	1xFQ 39W
QT-FQ 1x49/230-240 DIM	1xFQ 49W
QT-FQ 1x54/230-240 DIM	1xFQ 54W
QT-FQ 1x80/230-240 DIM	1xFQ 80W
dimmmable, 1...10 V interface – twin lamp operation	
QT-FQ 2x24/230-240 DIM	2xFQ 24W
QT-FQ 2x39/230-240 DIM	2xFQ 39W
QT-FQ 2x49/230-240 DIM	2xFQ 49W
QT-FQ 2x54/230-240 DIM	2xFQ 54W
non-dimmable – single lamp operation – 30 mm high	
QT-FQ 1x24/230-240 DIM	1xFQ 24W
QT-FQ 1x39/230-240 DIM	1xFQ 39W
QT-FQ 1x49/230-240 DIM	1xFQ 49W
QT-FQ 1x54/230-240 DIM <sup>1)</sup>	1xFQ 54W
QT-FQ 1x80/230-240 DIM <sup>1)</sup>	1xFQ 80W
non-dimmable – twin lamp operation – 30 mm high	
QT-FQ 2x24/230-240 DIM	2xFQ 24W
QT-FQ 2x39/230-240 DIM	2xFQ 39W
QT-FQ 2x49/230-240 DIM	2xFQ 49W
QT-FQ 2x54/230-240 DIM <sup>1)</sup>	2xFQ 54W
<b>QUICKTRONIC® flat for FQ-(T5/Ø16 mm) Fluorescent Lamps</b>	
non dimmable – single lamp operation – 21 mm high	
QT-FQ 1x24-39/230-240 F/CW	1xFQ 24W, 1xFQ 39W
QT-FQ 1x54/230-240 F/CW	1xFQ 54W
non dimmable – twin lamp operation – 21 mm high	
QT-FQ 2x24-39/230-240 F/CW	2xFQ 24W, 1xFQ 39W
QT-FQ 2x54/230-240 F/CW	2xFQ 54W
<b>QUICKTRONIC® for FH-(T5/Ø16 mm) Fluorescent Lamps</b>	
dimmmable, DALI interface – single lamp operation	
QT DALI-FH 1x14/230-240 DIM	1xFH 14W
QT DALI-FH 1x21/230-240 DIM	1xFH 21W
QT DALI-FH 1x28/230-240 DIM	1xFH 28W
QT DALI-FH 1x35/230-240 DIM	1xFH 35W
dimmmable, DALI interface – twin lamp operation	
QT DALI-FH 2x14/230-240 DIM	2xFH 14W
QT DALI-FH 2x21/230-240 DIM	2xFH 21W
QT DALI-FH 2x28/230-240 DIM	2xFH 28W
QT DALI-FH 2x35/230-240 DIM	2xFH 35W
dimmmable, 1...10 V interface – single lamp operation	
QT-FH 1x14/230-240 DIM	1xFH 14W
QT-FH 1x21/230-240 DIM	1xFH 21W
QT-FH 1x28/230-240 DIM	1xFH 28W
QT-FH 1x35/230-240 DIM	1xFH 35W

1) CW-Version auf Anfrage erhältlich  
CW version available on demand

dimmable, 1...10 V interface – twin lamp operation	
QT-FH 2x14/230-240 DIM	2xFH 14W
QT-FH 2x21/230-240 DIM	2xFH 21W
QT-FH 2x28/230-240 DIM	2xFH 28W
QT-FH 2x35/230-240 DIM	2xFH 35W
dimmable, 1...10 V interface – 3 or 4 lamp operation	
QT-FH 3x14, 4x14/230-240 DIM	3xFH 14W, 4xFH 14W
non-dimmable – single lamp operation – 30 mm high	
QT-FH 1x 14/230-240	1xFH 14W
QT-FH 1x 21/230-240	1xFH 21W
QT-FH 1x14-35/230-240 <sup>1)</sup> <b>MULTIWATT</b>	1xFH 14W, 1xFH 21W, 1xFH 28W, 1xFH 35W
non-dimmable – twin lamp operation – 30 mm high	
QT-FH 2x14-35/230-240 <sup>1)</sup> <b>MULTIWATT</b>	2xFH 14W, 2xFH 21W, 2xFH 28W, 2xFH 35W, any FH combination possible (e.g. FH 14W+FH 35W)
non-dimmable – 3 and 4 lamp operation – 30 mm high	
QT-FH 3x14/230-240 CW	3xFH 14W
QT-FH 4x14/230-240 CW	4xFH 14W
<b>QUICKTRONIC® flat for FH-(T5/Ø16 mm) Fluorescent Lamps</b>	
non dimmable – single lamp operation – 21 mm high	
QT-FH 1x14-35/230-240 F/CW <b>MULTIWATT</b>	1xFH 14W, 1xFH 21W, 1xFH 28W, 1xFH 35W
non dimmable – twin lamp operation – 21 mm high	
QT-FH 2x14-28/230-240 F/CW <b>MULTIWATT</b>	2xFH 14W, 2xFH 21W, 2xFH 28W, any FH combination between 14W and 35W possible except 2xFH 35W
<b>QUICKTRONIC® for FC-(T5/Ø16 mm) Fluorescent Circular Lamps</b>	
dimmable, DALI interface – single lamp operation	
QT DALI-FQ 1x24/230-240 DIM	1xFC 22W
QT DALI-FQ 1x39/230-240 DIM	1xFC 40W
QT DALI-FQ 1x54/230-240 DIM	1xFC 55W
dimmable, 1...10 V interface – single lamp operation	
QT-FQ 1x24/230-240 DIM	1xFC 22W
QT-FQ 1x39/230-240 DIM	1xFC 40W
QT-FQ 1x54/230-240 DIM	1xFC 55W
non-dimmable – single lamp operation	
QT-M 1x26-42/230-240 S <b>MULTIWATT</b>	1xFC 22W, 1xFC 40W
QT-FC 1x55/230-240 S	1xFC 55W
non-dimmable – twin lamp operation	
QT-M 2x26-32/230-240 S <b>MULTIWATT</b>	2xFC 22W, 1xFC 22W + 1xFC 40W
<b>QUICKTRONIC® for T8/Ø26 mm Fluorescent Lamps</b>	
dimmable, DALI interface – single lamp operation	
QT DALI-FQ 1x24/230-240 DIM	1xL 18W
QT DALI-L 1x36/230-240 DIM	1xL 36W, 1xL 30W, 1xL 36/-1, 1xL 38W, 1xL 32WC, 1xL 40WC
QT DALI-FQ 1x54/230-240 DIM	1xL 58W
dimmable, DALI interface – twin lamp operation	
QT DALI-FQ 2x24/230-240 DIM	2xL 18W
QT DALI-L 2x36/230-240 DIM	2xL 36W, 2xL 30W, 2xL 36/-1, 2xL 38W, 2xL 32WC, 2xL 40WC
QT DALI-FQ 2x54/230-240 DIM	2xL 58W

1) CW-Version auf Anfrage erhältlich  
CW version available on demand

dimmmable, 1...10V interface, single lamp operation	
HF 1x18/230-240 DIM <sup>1)</sup>	1xL 18W, 1xL 20W
HF 1x36/230-240 DIM <sup>1)</sup>	1xL 36W, 1xL 30W, 1xL 36/-1, 1xL 38W, 1xL 40W
HF 1x58/230-240 DIM <sup>1)</sup>	1xL 58W, 1xL 65W
dimmmable, 1...10V interface, twin lamp operation	
HF 2x18/230-240 DIM <sup>1)</sup>	2xL 18W, 2xL 20W
HF 2x36/230-240 DIM <sup>1)</sup>	2xL 36W, 2xL 30W, 2xL 36/-1, 2xL 38W, 2xL 40W
HF 2x58/230-240 DIM <sup>1)</sup>	2xL 58W, 2xL 65W
dimmmable, 1...10V interface, 3 or 4 lamp operation	
HF 3x18, 4x18/230-240 DIM	3xL 18W, 4xL 18W
non-dimmable – single lamp operation – preheat	
QTP 1x18/230-240 <sup>1)</sup>	1xL 18W
QTP 1x36/230-240 <sup>1)</sup>	1xL 36W, 1xL 30W, 1xL 38W, 1xL 40W
QTP 1x58/230-240 <sup>1)</sup>	1xL 58W, 1xL 36/-1, 1xL 38W, 1xL 65W
non-dimmable – twin lamp operation – preheat	
QTP 2x18/230-240 <sup>1)</sup>	2xL 18W
QTP 2x36/230-240 <sup>1)</sup>	2xL 36W, 2xL 30W, 2xL 38W, 2xL 40W
QTP 2x58/230-240 <sup>1)</sup>	2xL 58W, 2xL 36/-1, 2xL 38W, 2xL 65W
non-dimmable – 3 or 4 lamp operation – preheat	
QTP 3x18, 4x18/230-240 <sup>1)</sup>	3xL 18W, 4xL 18W
non-dimmable – single lamp operation – preheat – short version	
QTS 1x55-58/230-240	1xL 58W
non-dimmable – twin lamp operation – preheat – short version	
QTS 2x55-58/230-240	2xL 58W
non-dimmable – single lamp operation – preheat – CCG size	
QT-ECO 1x36/230-240	1xL 36W
QT-ECO 1x58/230-240	1xL 58W
non-dimmable – instant start – single lamp operation	
QTIS-B 1x18/230-240	1xL 18W, 1xL 20W
QTIS-B 1x36/230-240	1xL 36W, 1xL 36/-1, 1xL 38W, 1xL 40W
QTIS-B 1x58/230-240	1xL 58W, 1xL 65W
non-dimmable – instant start – twin lamp operation	
QTIS-B 2x18/230-240	2xL 18W, 2xL 20W
QTIS-B 2x36/230-240	2xL 36W, 2xL 36/-1, 2xL 38W, 2xL 40W
QTIS-B 2x58/230-240	2xL 58W, 2xL 65W
<b>QUICKTRONIC® for FM-(T2/Ø7 mm) Fluorescent Lamps</b>	
non-dimmable – single lamp operation – version L and LB*	
QT-FM 1x6/230-240 L/LB	1xFM 6W
QT-FM 1x8/230-240 L/LB	1xFM 8W
QT-FM 1x11/230-240 L/LB	1xFM 11W
QT-FM 1x13/230-240 L/LB	1xFM 13W
<b>QUICKTRONIC® for Compact Fluorescent Lamps DULUX L and DULUX F</b>	
dimmmable, DALI interface – single lamp operation	
QT DALI-FQ 1x24/230-240 DIM	1xDL 18W, 1xDF 18W, 1xDL 24W, 1xDF 24W
QT DALI-L 1x36/230-240 DIM	1xDL 36W, 1xDF 36W
QT DALI-FQ 1x39/230-240 DIM	1xDL 40W
QT DALI-FQ 1x54/230-240 DIM	1xDL 55W
QT DALI-FQ 1x80/230-240 DIM	1xDL 80W

dimmable, DALI interface – twin lamp operation	
QT DALI-FQ 2x24/230-240 DIM	2xDL 18W, 2xDF 18W, 2xDL 24W, 2xDF 24W
QT DALI-L 2x36/230-240 DIM	2xDL 36W, 2xDF 36W
QT DALI-FQ 2x39/230-240 DIM	2xDL 40W
QT DALI-FQ 2x54/230-240 DIM	2xDL 55W
dimmable, 1...10 V interface – single lamp operation	
HF 1x18/230-240 DIM <sup>1)</sup>	1xDL 18W, 1xDF 18W
QT-FQ 1x24/230-240 DIM	1xDL 24W, 1xDF 24W
HF 1x36/230-240 DIM <sup>1)</sup>	1xDL 36W, 1xDF 36W
QT-FQ 1x39/230-240 DIM	1xDL 40W
QT-FQ 1x54/230-240 DIM	1xDL 55W
QT-FQ 1x80/230-240 DIM	1xDL 80W
dimmable, 1...10 V interface – twin lamp operation	
HF 2x18/230-240 DIM <sup>1)</sup>	2xDL 18W, 2xDF 18W
QT-FQ 2x24/230-240 DIM	2xDL 24W, 2xDF 24W
HF 2x36/230-240 DIM <sup>1)</sup>	2xDL 36W, 2xDF 36W
QT-FQ 2x39/230-240 DIM	2xDL 40W
QT-FQ 2x54/230-240 DIM	2xDL 55W
non-dimmable – single lamp operation	
QT 1x18/230-240	1xDL 18W, 1xDF 18W
QT 1x24/230-240	1xDL 24W, 1xDF 24W
QT 1x36/230-240	1xDL 36W, 1xDF 36W
QT 1x40/230-240	1xDL 40W
QT 1x55, 70/230-240	1xDL 55W
QT-FQ 1x80/230-240 <sup>1)</sup>	1xDL 80W
QTS 1x55-58/230-240	1xDL 55W
QT-M 1x26-42/230-240 S	1xDL 18W, 1xDF 18W, 1xDL 24W, 1xDF 24W, 1xDL 36W, 1xDF 36W, 1xDL 40W
<b>MULTIWATT</b>	
<b>QUICKTRONIC® for Compact Fluorescent Lamps DULUX L and DULUX F</b>	
non-dimmable – twin lamp operation	
QT 2x18/230-240	2xDL 18W, 2xDF 18W
QT 2x24/230-240	2xDL 24W, 2xDF 24W
QT 2x36/230-240	2xDL 36W, 2xDF 36W
QT 2x40/230-240	2xDL 40W
QT 2x55,70/230-240	2xDL 55W
QTS 2x55-58/230-240	2xDL 55W
QT-M 2x26-32/230-240 S	2xDL 18W, 2xDF 18W, 2xDL 24W, 2xDF 24W, 2xDL 36W, 2xDF 36W
<b>MULTIWATT</b>	
<b>QUICKTRONIC® for Circular Lamps (T9/Ø30 mm)</b>	
non-dimmable – single lamp operation	
QT 1x24/230-240	1xL 22WC
QT-M 1x26-42/230-240 S	1xL 22WC, 1xL 40WC
non-dimmable – twin lamp operation	
QT 2x24/230-240	2xL 22WC
QT 2x36/230-240	2xL 40WC, 2xL 32WC, 1xL 32WC + 1xL 40WC
QT-M 2x26-32/230-240 S	<b>MULTIWATT</b> 1xL 22WC + 1xL 40WC, 2xL 22WC
<b>QUICKTRONIC® for Compact Fluorescent Lamps DULUX S/E, D/E and T/E</b>	
dimmable, DALI interface – single lamp operation	
QT DALI-T/E 1x18/230-240 DIM <sup>2)</sup>	1xD-T/E 18W, 1xD-D/E 18W
QT DALI-T/E 1x26-42/230-240 DIM <sup>2)</sup>	1xD-D/E 26W, 1xD-T/E 26W, 1xD-T/E 32W, 1xD-T/E 42W
dimmable, DALI interface – twin lamp operation	
QT DALI-T/E 2x18/230-240 DIM <sup>2)</sup>	2xD-T/E 18W, 2xD-D/E 18W
QT DALI-T/E 2x26-42/230-240 DIM <sup>2)</sup>	2xD-T/E 26W, 2xD-D/E 26W, 2xD-T/E 32W, 2xD-T/E 42W

dimmmable, 1...10 V interface – single lamp operation	
QT-T/E 1x18/230-240 DIM	1xD-D/E 18W, 1xD-T/E 18W
QT-T/E 1x26/230-240 DIM	1xD-D/E 26W, 1xD-T/E 26W
QT-T/E 1x32/230-240 DIM	1xD-T/E 32W
QT-T/E 1x42/230-240 DIM	1xD-T/E 42W
dimmmable, 1...10 V interface – twin lamp operation	
QT-T/E 2x18/230-240 DIM <sup>2)</sup>	2xD-D/E 18W, 2xD-T/E 18W
QT-T/E 2x26-42/230-240 DIM <sup>2)</sup>	2xD-D/E 26W, 2xD-T/E 26W, 2xD-T/E 32W, 2xD-T/E 42W
non-dimmable – single lamp operation	
QT-S/E 1x5-9/230-240	1xD-S/E 5W, 1xD-S/E 7W, 1xD-S/E 9W, 1xL 6W, 1xL 8W
QT-D/E 1x9-13/230-240	1xD-S/E 9W, 1xD-S/E 11W, 1xD-D/E 10W, 1xD-D/E 13W, 1xD-T/E 13W, 1xL 13W
QT-T/E 1x18/230-240	1xD-D/E 18W, 1xD-T/E 18W
QT-T/E 1x57/230-240	1xD-T/E 57W
QT-M 1x26-42/230-240 S <b>MULTIWATT</b>	1xD-D/E 26W, 1xD-T/E 26W, 1xD-T/E 32W, 1xD-T/E 42W, 1x2D 28W, 1x2D 38W
dimmmable, DALI interface – twin lamp operation	
QT-D/E 2x10-13/230-240	2xD-S/E 9W, 2xD-D/E 10W, 2xD-S/E 11W, 2xD-D/E 13W, 2xD-T/E 13W, 1xL 13W
QT-T/E 2x18/230-240	2xD-D/E 18W, 2xD-T/E 18W
QT-T/E 2x42/230-240	2xD-T/E 42W
QT-M 2x26-32/230-240 <b>MULTIWATT</b>	2xD-D/E 26W, 2xD-T/E 26W, 2xD-T/E 32W, 2x2D 28W, 2x2D 38W
<b>ECG in CCG size</b>	
non-dimmable – single lamp operation	
QT-ECO 1x4-16/230-240 S, L	1xD-S/E 5W, 1xD-S/E 7W, 1xD-S/E 9W, 1xD-S/E 11W, 1xD-D/E 10W, 1xD-D/E 13W, 1xD-T/E 13W, 1xFH 14W, 1xL 4W, 1xL 6W, 1xL 8W, 1xL 10W, 1xL 13W, 1xL 16W, 1xCFL Square 10W, 1xCFL Square 16W
QT-ECO 1x18-24/230-240 S, L	1xDL 18W, 1xDF 18W, 1xDL 24W, 1xDF 24W, 1xFC 22W, 1xFQ 24W, 1xL 15W, 1xL 18W, 1xL 18WU, 1xL 22WC
QT-ECO 1x36/230-240	1xL 36W
QT-ECO 1x58/230-240	1xL 58W
<b>DULUXTRONIC® for Compact Fluorescent Lamps DULUX S/E, D/E and T/E</b>	
DULUXTRONIC with integrated lampholder	
DT-S/E 1x5-11/230-240...	1xD-S/E 5W, 1xD-S/E 7W, 1xD-S/E 9W, 1xD-S/E 11W
DT-D/E 10-13/230-240...	1xD-D/E 10W, 1xD-D/E 13W, 1xD-T/E 13W
DT-T/E 18/230-240...	1xD-D/E 18W, 1xD-T/E 18W
DT-FC 1x22/230-240	1xFC 22W
<b>ACCUTRONIC®</b>	
ACCUTRONIC für Fluorescent lamps	
AT 7-9/12L	1xD-S/E 7W, 1xD-S/E 9W, 1xD-D/E 10W, 1xL 8W
AT 7-9/24L	1xD-S/E 7W, 1xD-S/E 9W, 1xD-D/E 10W, 1xL 8W

<b>DALI Control Modules</b>	
<b>BASIC (comfortable lighting control) (4 Groups, 4 Scenes)</b>	
DALI RC BASIC SO	Control unit for snap on
DALI LS BASIC	Light sensor for on ceiling installation
DALI LS BASIC LI <sup>2)</sup>	Light sensor for luminaire installation
DALI LS/PD BASIC	Multi sensor for on ceiling installation
DALI LS/PD BASIC LI <sup>2)</sup>	Multi sensor for luminaire installation
DALI WCU 5 BASIC W	5 push button field white
DALI WCU 5 BASIC M <sup>2)</sup>	5 push button field metallic
<b>ADVANCED (radio controlled comfort) (16 Groups, 16 Scenes)</b>	
DALI RC ADVANCED CI	Control unit for ceiling installation
DALI HPT ADVANCED	Hand programming tool
DALI LS ADVANCED	Light sensor for on ceiling installation
DALI LS/PD ADVANCED	Multi sensor for on ceiling installation
DALI RMC ADVANCED	Remote control comfort
DALI RMC-M ADVANCED	Remote control mini
DALI DM ADVANCED LI	Dimming module
DALI BC ADVANCED RI	Venetian blinds module
DALI WCU 2 ADVANCED W	Push button field (2 buttons, white)
DALI WCU 4 ADVANCED W	Push button field (4 buttons, white)
DALI WCU 8 ADVANCED W	Push button field (8 buttons, white)
DALI WCU 2 ADVANCED M	Push button field (2 buttons, metallic)
DALI WCU 4 ADVANCED M	Push button field (4 buttons, metallic)
DALI WCU 8 ADVANCED M	Push button field (8 buttons, metallic)
<b>DALI to 1...10 V converter (control via DALI or <i>Touch DIM</i>)</b>	
DALI CON 1-10 LI	For luminaire installation
DALI CON 1-10 SO	For snap on
<b>Control Units for 1...10 V-interface</b>	
<b>Control units/Sensors</b>	
DIM MCU P	Hand held controller for wall installation
DIM SA	Signal amplifier for max. 100 dim. ECGs
DIM SC	Signal converter for max. 10 dim. ECGs (Phase controlled on leading edge.1...10V)
DIM PICO	Miniature light sensor, max. 5 ECG's
DIM MICO	Light sensor for max. 50 ECGs
DIM MULTI	Multi sensor, including motion sensor
DIM MULTI 2	Multi functional sensor with control unit
<b>Lighting control system BEAM IT (Scene and Group control)</b>	
DIM IRM	Control module
DIM IRE	Infrared eye
DIM BEAMIT	Infrared hand-held transmitter
DIM BEAMIT COMFORT	Infrared hand-held transmitter comfort
<b>QUICKTRONIC® for ENDURA</b>	
<b>ECG for Electrodeless Fluorescent Lamps</b>	
QT ENDURA 100-150/220-240 L	ENDURA 100W, ENDURA 150W
QT ENDURA 100-150/200-240 S	ENDURA 100W, ENDURA 150W
QT ENDURA 75-100/200-240 S	ENDURA 75W <sup>2)</sup> , ENDURA 100W

**POWERTRONIC® for High Pressure Discharge Lamps**

non-dimmable

PTU 35/230-240L	HCI-T 35W, HCI-TC 35W
PTU 35/230-240	HCI-T 35W, HCI-TC 35W
PTU 70/230-240	HQI-TS 70W, HQI-T 70W, HQI-E 70W, HCI-TS 70W, HCI-T 70W, HCI-TC 70W, HCI-TT 70W
PTU 150/220-240	HQI-TS 150W, HQI-T 150W, HQI-E 150W, HQI-R 150W, HCI-TS 150W, HCI-T 150W, HCI-TT 150W
PTU SR	Cable clamp for PTU 150









**OPTOTRONIC® for LED-Modules**

stand alone unit with cable clamp




OT 12/230-240/10	10 V-LED-modules (LINEARlight, LINEARlight Flex, BACKlight, MARKERlight, COINlight), 12 W
OT 20/230-240/24	24 V-LED-modules (LINEARlight Flex, MARKERlight, EFFECTlight), 20 W
OT 20/120-240/24S	24 V-LED-modules (LINEARlight Flex, MARKERlight, EFFECTlight), 20 W, 120 – 240 V
OT 06/100-240/10cos	10 V-LED-modules, 6 W, 100 – 240 V
OT 06/100-240/24cos	24 V-LED-modules, 6 W, 100 – 240 V
OT DIM	Dimmer with 1... 10 V interface for 10 V- and 24 V modules

**HALOTRONIC® for Low Voltage Halogen Lamps 12 V**

stand alone unit with cable clamp

HT 70/230/12 L	20W-70W	
HT 105/230/12 L	20W-105W	
HT 150/230/12 L	50W-150W	
HT 210/230/12 L	50W-210W	
HT 120/230-240/ 12 LF	35W-120W	
HTM 70/230-240	20W-70W	
HTM 105/230-240	35W-105W	
HTM 150/230-240	50W-150W	

for installation in luminaires (some units without housing)

HT 105/230/12 C	20W-105W	
HT 105/230/12 CO	20W-105W	
HT 65/230/12 SB	20W-65W	
HTM 70/230-240 B	20W-70W	
HTM 105/230-240 B	35W-105W	



mit Phasenabschnittdimmer  
dimmable with trailing edge phase dimmer



mit Phasenanschnittdimmer für induktive Lasten  
dimmable with leading edge phase dimmer for inductive loads



mit Phasenabschnittdimmer und Phasenanschnittdimmer für  
induktive Lasten  
dimmable with trailing edge phase dimmer or leading edge  
phase dimmer for inductive loads

