

## OTi DALI 150/220...240/1A0 D NFC IND L

OPTOTRONIC Intelligent Industry – DALI (non-isolated) | Linear constant current LED driver – Dimmable



### Produktegenskaper

- Nätfrekvens: 0 Hz | 50 Hz | 60 Hz
- Versatile scope of application thanks to an output power range of up to 300 W
- Matningsspänning: 220...240 V

### Produktfördelar

- Högt överspänningsskydd: upp till 4 kV (L-N) / 4 kV (L/N-PE)

### Användningsområde

- Installation i nödbelysningsystem enligt IEC 61347-2-13, bilaga J
- Lämplig för installation i nödbelysningsystem enligt EN 60598-2-22
- Lämplig för armaturer med skyddsklass I



## Tekniska data

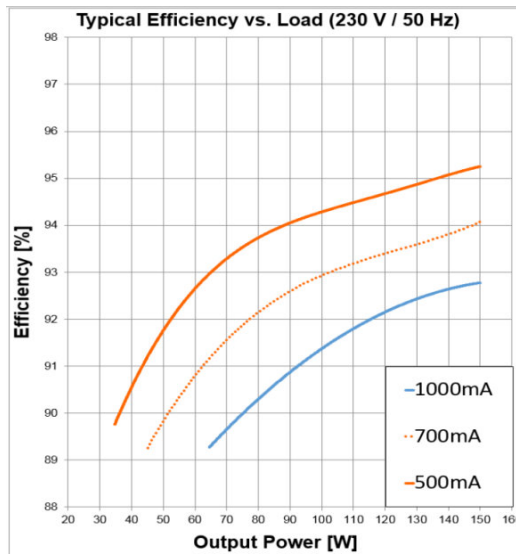
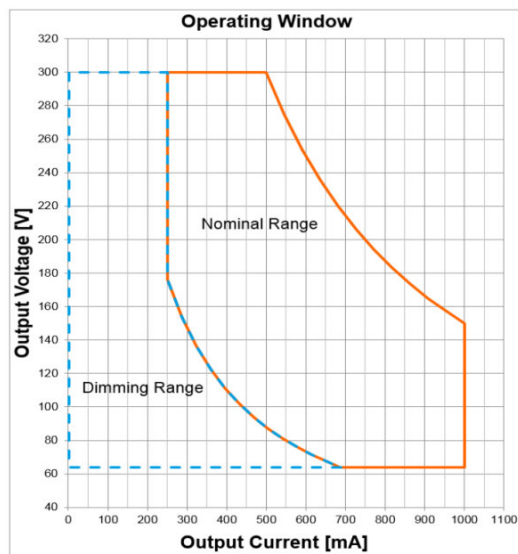
### Elektriska data

Nominell inspänning	220...240 V
Nätfrekvens	0/50/60 Hz Hz
Inspänning AC	198...264 V
Inspänning DC	176...276 V
Current set	DALI / NFC / LEDset / Programmable
Total övertonshalt	< 8 %
Effektfaktor $\lambda$	> 0,98
Efficiency in full-load	95 % <sup>1)</sup>
Förlusteffekt	11.0 W
Networked standby power	≤0.22 W <sup>1)</sup>
IP Inkopplingsström	5 A
Max antal HF-don på säkringsaut 10 A (B)	20
Max antal HF-don på säkringsaut 10 A (B)	-
Max antal HF-don på säkringsaut 16 A (B)	32
Max antal HF-don på säkringsaut 16 A (B)	-
Spänningstopp (ström/jord)	4 kV
Spänningstopp (fas/neutral)	4 kV
Nominell utspänning	64...300 V
U-OUT (arbetsspänning)	< 310 V
Nominell utström	250...1000 mA
Output current LEDset open	125 mA
Output current LEDset shorted	250 mA
Default output current	125 mA <sup>2)</sup>
Utgångsströmstolerans	±3 % <sup>3)</sup>
Utgångs rippelström (100 Hz)	< 1 %
Output PSTLM	≤1
Output SVM	≤0.4
Nominell uteffekt	43...150 W
Maximal uteffekt	150 W
Galvanisk isolation	Non isolated

<sup>1)</sup> at 230 V, 50 Hz

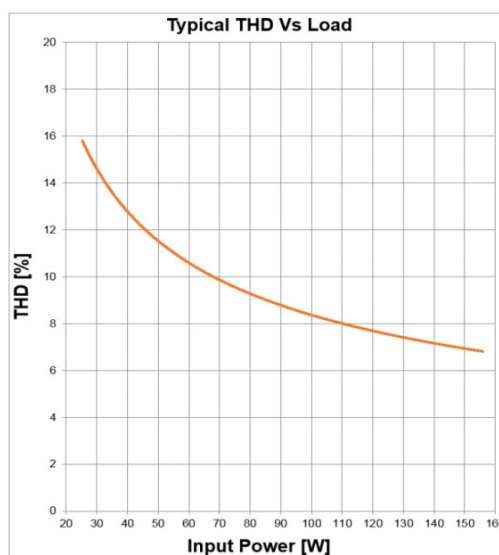
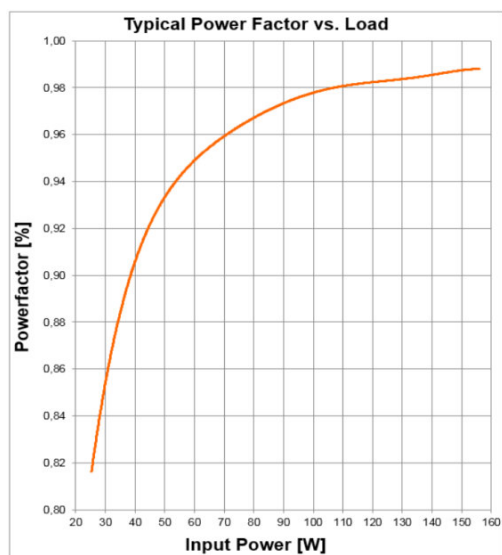
<sup>2)</sup> LEDset deactivated

<sup>3)</sup> When use DALI



OTI DALI 150220-2401A0 D NFC IND L Operating Window

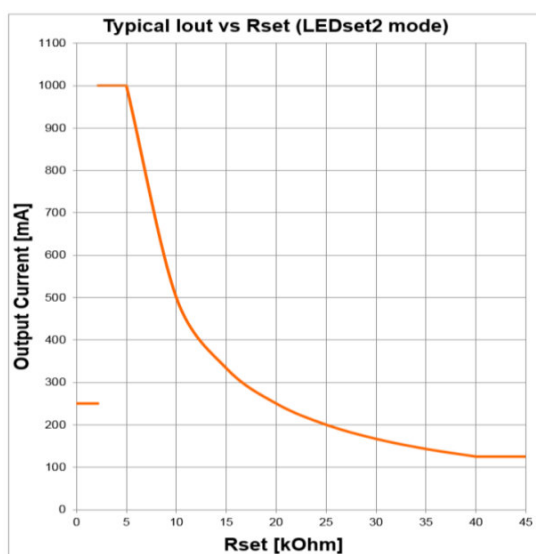
OTI DALI 150220-2401A0 D NFC IND L Typical Efficiency vs. Load (230 V 50 Hz)



OTI DALI 150220-2401A0 D NFC IND L Typical Power Factor vs. Load

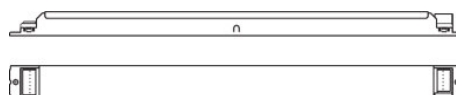
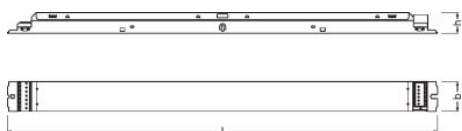
OTI DALI 150220-2401A0 D NFC IND L Typical THD Vs Load

## Produktdatablad



OTI DALI 150220-2401A0 D NFC IND L Typical Iout vs Rset (LEDset2 mode)

## Mått



Hålavstånd längd	415,0 mm
produktvikt	306,00 g
Ledningsarea ingångsida	0,5...1,5 mm <sup>2</sup>
Ledningsarea utgångsida	0,5...1,5 mm <sup>2</sup>
Avisoleringslängd på primärsidan	8,0...9,0 mm
Avisoleringslängd på sekundärsidan	8,0...9,0 mm
Längd	425,0 mm
Bredd	30,0 mm
Höjd	21,0 mm

## Färger & Material

Inkapslingsmaterial	Metal
---------------------	-------

## Temperaturer och driftsförhållanden

Omgivningstemperaturområde	-40...+65 °C
Maximal temperatur vid tc testpunkt	85 °C
Maximal höljestemperatur vid fel	110 °C
Förvaringstemperatur	-40...+85 °C
Tillåten rel. luftfuktighet under drift	5...85 % <sup>1)</sup>

<sup>1)</sup> Maximum 56 days/year at 85 %

## Livslängder

Hf-don livslängd	50000 / 100000 h <sup>1)</sup>
------------------	--------------------------------

<sup>1)</sup> At maximum  $T_c = 85^\circ\text{C}$  / 10% failure rate / Vid  $t_{case} = 75^\circ\text{C}$  och  $T_c$  point / 10 % felprocent

## Tillägg produktdata

Inkapslad	Nej
-----------	-----

## Användningsområden

Programming interface	DALI, NFC, LEDset
Ljusreglerbar	Ja
Dimmer gränssnitt	DALI-2 / Touch DIM / Touch DIM Sensor
Ljusregleringsområde	1...100 %
Ljusregleringsteknik	Full analogue dimming
Konstant lumenflödesfunktion	Programmable
Överhettningsskydd	Automatisk avstängning, återställningsbar
Överlastskydd	Non-reversible
Kortslutningsskydd	Automatisk avstängning, återställningsbar
Kan drivas utan belastning	Ja
Intended for no-load operation	Nej
Max. kabellängd till lampa / LED-modul	5,0 m
Passande för armaturer med skyddsklass	I
Lämplig till nödbelysning	Ja
Typ av anslutning, ineffektsida	Tryckplint
Typ av anslutning, uteffektsida	Tryckplint
Control interface	DALI
Number of channels	1
DALI-2 Energy Data	Ja

## Produktdatablad

DALI-2 Diagnostic Data	Ja
------------------------	----

### Programmering

Programming device	DALI magic / NFC Scanner
Tuner4TRONIC	Ja
Tuner4TRONIC Field App	Ja
Box programming	Yes

### Programmerbara funktioner

Operating Current	Ja
Constant Lumen	Ja
Lamp Operating Time	Ja
Driver Guard	Ja
DALI Settings	Ja
Emergency Mode	Ja
DALI-2 Luminaire Data	Ja
Soft Switch Off	Ja
Dim to Dark	Ja
TouchDIM + Sensor	Ja
Corridor Functionality	Ja

### Certifikat och Standarder

Godkännandemärkning	CE / EL / VDE-ENEC / EAC / CCC / RCM / BIS
Standarder	enL EN 61347-1/enL EN 61347-2-13/enL EN 55015/enL EN 61547/enL EN 61000-3-2/Acc. to EN 62384/Acc. to EN 62386
Skyddstyp	IP20














### Logistikdata

Statistiskt varunummer	850440829000
------------------------	--------------

### Environmental information

Date of Declaration	10-11-2021
Primary Article Identifier	4052899559530
Candidate List Substance 1	Lead
CAS No. of substance 1	7439-92-1
Safe Use Instruction	The identification of the Candidate List substance is sufficient to allow safe use of the article.
Declaration No. in SCIP database	f4bf83f3-79f5-4c86-9d0a-a93593971e4f

### Download

Dokument	
	User instruction OPTOTRONIC LED Power Supply
	Certifikat OT EMC 40050085 200220
	Certifikat OTI DALI D NFC IND L CB DE1 63739 130720
	Certifikat OTI DALI 150 D NFC IND L EATON AM35718 110820
	Certifikat OTI DALI 150 D NFC IND L INOTEC AM35718 110820
	Certifikat OT ENEC 40038085 130720
	Certifikat OT EMC 40044675 250621
	Konformitetsdeklaration OTI DALI D NFC IND L CE 3633294 200821
	Konformitetsdeklaration EATON(CEAG) Conformity declaration &nbsp;AM07662_OTi_DALI_150_220-240_1A0_D_NFC_IND_L
	Konformitetsdeklaration INOTEC Conformity declaration AM07662_OTi_DALI_150_220-240_1A0_D_NFC_IND_L
	CAD-data CAD data IGS OTI DALI 150D NFC IND L
	CAD-data CAD data STEP OTI DALI 150D NFC IND L
	CAD-data PDF CAD data PDF OTI DALI 150D NFC IND L

### Ecodesign regulation information:

Intended for use with LED modules.

The forward voltage of the LED light source shall be within the defined operating window of the control gear in all operating conditions including dimming if applicable.

Separate control gear and light sources must be disposed of at certified disposal companies in accordance with Directive 2012/19/EU (WEEE) in the EU and with Waste Electrical and Electronic Equipment (WEEE) Regulations 2013 in the UK. For this purpose, collection points for recycling centres and take-back systems (CRSO) are available from retailers or private disposal companies, which accept separate control gear and light sources free of charge. In this way, raw materials are conserved and materials are recycled.

## Produktdatablad

---

### Logistiska data

Produktnummer	Produktbeskrivning	Förpackningsenhet (Styck/Enhet)	Dimensioner (längd x bredd x höjd)	Volym	Bruttovikt
4052899559530	OTi DALI 150/220...240/1A0 D NFC IND L	Transportförpackning 20	447 mm x 160 mm x 101 mm	7.22 dm <sup>3</sup>	6319.00 g

---

Produktkoden gäller minsta tillåtna beställningskvantitet. En transportförpackning kan innehålla en eller flera produkter. Vid orderläggning, vänligen ange en eller flera transportförpackningar.

---

### Datasäkerhetsskydd

This OSRAM driver can be configured using the Tuner4TRONIC software. This requires registering on [www.myosram.com](http://www.myosram.com) and downloading the Tuner4TRONIC software from the Internet. The Tuner4TRONIC software enables users to access and view the operational data of a luminaire or driver via the corresponding programming interfaces. A password key (Config Lock) must be set up in the driver via the Tuner4TRONIC software in order to control which users can access and view operational data. Follow the instructions for password setup. To grant an external person or company rights to access or view operational data, you can assign password keys. In this case, however, you are responsible for ensuring that the third party concerned takes notice of the information described here. However, OSRAM can read out operating data from devices for maintenance and service purposes even when a password key has been assigned. In individual cases, OSRAM will also use its access rights in order to optimize or improve driver hardware and driver functions. In accordance with data privacy principles, any user of operating data (luminaire manufacturers, third parties with access rights) must ensure that personal data (e.g. name, address, location IDs) are only merged with the prior written consent of the person (end user) concerned. The respective user of the operating data is responsible for providing evidence of consent.

---

### Friskrivningsklausul

Subject to change without notice. Errors and omission excepted. Always make sure to use the most recent release.

---