

## OTI DX 75/220...240/600 D NFC L

OPTOTRONIC Intelligent – DEXAL (non-isolated) | Linear constant current LED driver – Dimmable




### Produktegenskaper

- Nätfrekvens: 0 Hz | 50 Hz | 60 Hz
- Matningsspänning: 220...240 V
- Övervakning av armatur driftsparameter

### Användningsområde

- Lämplig för armaturer med skyddsklass I

OSRAM  
DEXAL®



## Tekniska data

### Elektriska data

Nominell inspänning	220...240 V
Nätfrekvens	0/50/60 Hz Hz
Inspänning AC	198...264 V
Inspänning DC	176...276 V
Current set	DALI / NFC / LEDset / Programmable
Total övertonshalt	< 10 % <sup>1)</sup>
Effektfaktor $\lambda$	> 0,95 <sup>2)</sup>
Efficiency in full-load	93 % <sup>3)</sup>
Förlusteffekt	5,25 W
Networked standby power	< 0.25 W <sup>3)</sup>
IP Inkopplingsström	27 A <sup>4)</sup>
Max antal HF-don på säkringsaut 10 A (B)	15
Max antal HF-don på säkringsaut 16 A (B)	24
Spänningstopp (ström/jord)	2 kV
Spänningstopp (fas/neutral)	1.5 kV
Nominell utspänning	54...240 V
U-OUT (arbetsspänning)	< 250 V
Nominell utström	120...600 mA
Default output current	60 mA <sup>5)</sup>
Utgångsströmstolerans	±5 %
Utgångs rippelström (100 Hz)	< 4 %
Output PSTLM	≤1
Output SVM	≤0.4
Nominell uteffekt	6,5...75 W
Maximal uteffekt	75 W
Galvanisk isolation	Non isolated
DEXAL Supply Voltage	15 V
DEXAL Peak Supply Current	60 mA
DEXAL Guaranteed Supply Current	53 mA

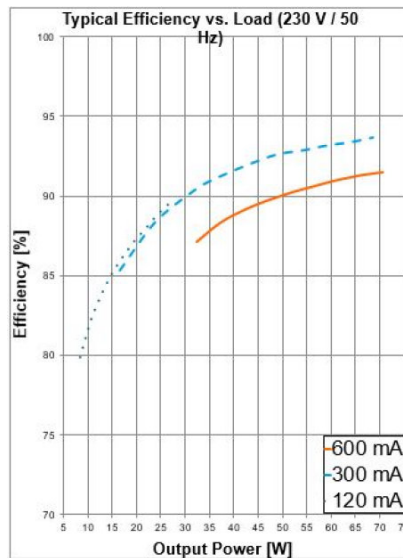
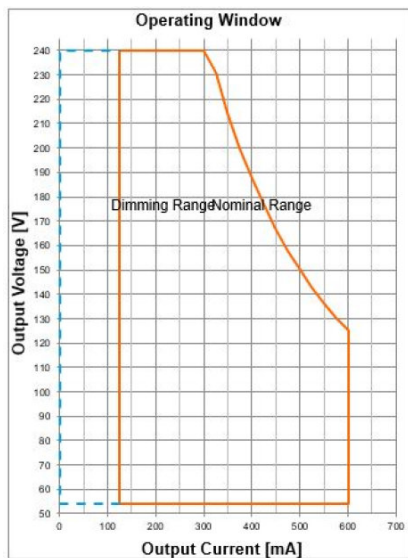
<sup>1)</sup> At full load

<sup>2)</sup> Full last vid 230 V

<sup>3)</sup> at 230 V, 50 Hz

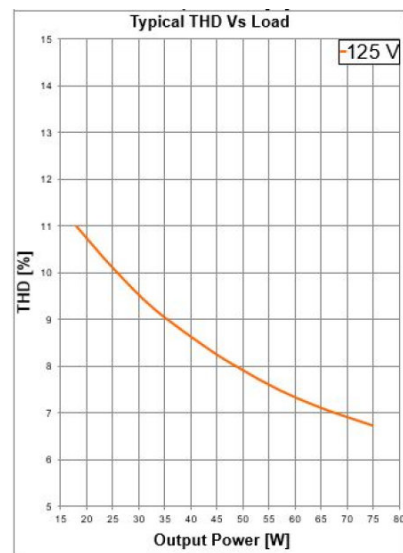
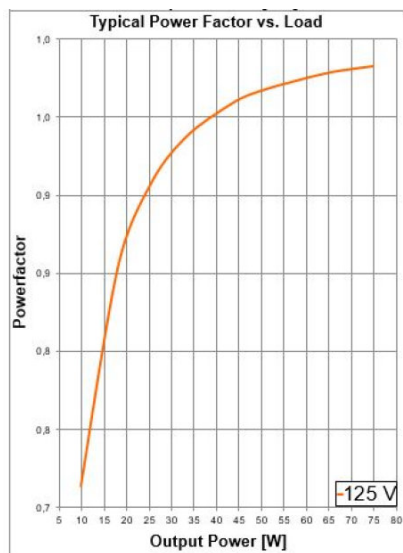
<sup>4)</sup>  $t_{\text{bredd}} = 200 \mu\text{s}$  (uppmätt vid 50 % Ipeak)

<sup>5)</sup> LEDset deactivated



OTI DX 75600 D NFC L Operating Window

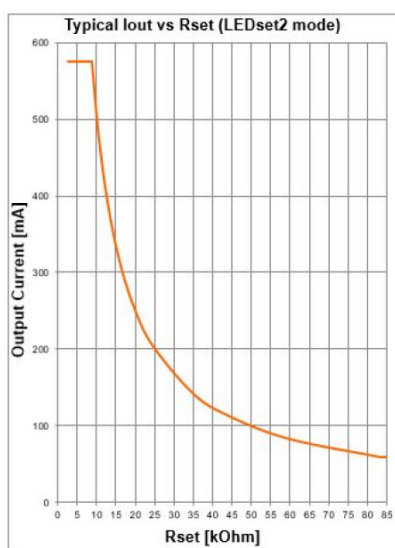
OTI DX 75600 D NFC L Typical Efficiency vs. Load (230 V 50 Hz)



OTI DX 75600 D NFC L Typical Power Factor vs. Load

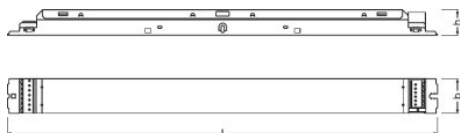
OTI DX 75600 D NFC L Typical THD Vs Load

## Produktdatablad



OTI DX 75600 D NFC L Typical Iout vs Rset (LEDset2 mode)

## Mått



<b>Hålavstånd längd</b>	350,0 mm
<b>produktvikt</b>	243,00 g
<b>Ledningsarea ingångsida</b>	0,5...1,5 mm <sup>2</sup> <sup>1)</sup>
<b>Ledningsarea utgångsida</b>	0,5...1,5 mm <sup>2</sup> <sup>1)</sup>
<b>Avisoleringslängd på primärsidan</b>	8,0...9,0 mm
<b>Avisoleringslängd på sekundärsidan</b>	8,0...9,0 mm
<b>Längd</b>	360,0 mm
<b>Bredd</b>	30,0 mm
<b>Höjd</b>	21,0 mm

<sup>1)</sup> Solida eller flexibla ledare

## Färger & Material

Inkapslingsmaterial	Metal
---------------------	-------

## Temperaturer och driftsförhållanden

Omgivningstemperaturområde	-25...+55 °C
Maximal temperatur vid tc testpunkt	75 °C <sup>1)</sup>
Maximal höljestemperatur vid fel	110 °C
Förvaringstemperatur	-40...+85 °C
Tillåten rel. luftfuktighet under drift	5...85 % <sup>2)</sup>

<sup>1)</sup> Maximum at the T<sub>c</sub>-point

<sup>2)</sup> Maximum 56 days/year at 85 %

## Livslängder

Hf-don livslängd	50000 / 100000 h <sup>1)</sup>
------------------	--------------------------------

<sup>1)</sup> At maximum T<sub>c</sub> = 75°C / 10% failure rate / At T<sub>c</sub> = 65°C / 10% failure rate

## Förväntad livslängd

Produktnamn				
OTI DX 75/220...240/600 D NFC L	Omgivningstemperatur elektroniskt förkopplingsdon [ta]	55	45	-
	Temperatur vid tc-punkt [°C]	75	65	-
	Livslängd [h]	50000 <sup>1)</sup>	100000 <sup>1)</sup>	-

<sup>1)</sup> Max. 10% failure rate at tc max and input voltage 230 V<sub>AC</sub>

## Tillägg produktdata

Inkapslad	Nej
-----------	-----

## Användningsområden

Programmeringsgränssnitt	DEXAL, NFC, LEDset
Ljusreglerbar	Ja
Dimmer gränssnitt	DALI-2 / DEXAL
Ljusregleringsområde	1...100 %
Ljusregleringsteknik	Full analogue dimming <sup>1)</sup>
Överhettningsskydd	Automatisk avstängning, återställningsbar
Överlastskydd	Non-reversible
Kortslutningsskydd	Automatisk avstängning, återställningsbar

## Produktdatablad

Kan drivas utan belastning	Ja
Intended for no-load operation	Nej
Max. kabellängd till lampa / LED-modul	2,0 m
Passande för armaturer med skyddsklass	I
Typ av anslutning, ineffektsida	Tryckplint
Typ av anslutning, uteffektsida	Tryckplint
Control interface	DEXAL
Number of channels	1
DALI-2 Energy Data	Ja
DALI-2 Diagnostic Data	Ja

<sup>1)</sup> Selectable by Tuner4TRONIC

### Programmering

Programmering device	DALI magic / NFC Scanner
Tuner4TRONIC	Ja
Tuner4TRONIC Field App	Ja
Box programmering	Yes

### Programmerbara funktioner

Operating Current	Ja
Constant Lumen	Ja
Lamp Operating Time	Ja
Driver Guard	Ja
DEXAL Power Supply Unit	Ja
DALI-2 Luminaire Data	Ja
Soft Switch Off	Ja
Dim to Dark	Ja
TouchDIM + Sensor	Ja

### Certifikat och Standarder

Godkännandemärkning	CE / EL / VDE-ENEC / VDE-EMC / EAC / CCC / BIS / RCM
Standarder	enL EN 61347-1/enL EN 61347-2-13/Acc. to EN 62384/enL EN 61000-3-2/enL EN 61000-3-3/enL EN 61547
Skyddstyp	IP20

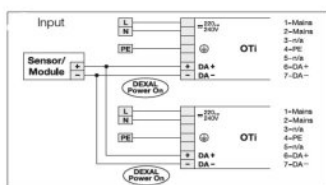
### Logistikdata

Statistiskt varunummer	850440829000
------------------------	--------------

**Environmental information**

<b>Date of Declaration</b>	10-11-2021
<b>Primary Article Identifier</b>	4052899590403
<b>Candidate List Substance 1</b>	Lead
<b>CAS No. of substance 1</b>	7439-92-1
<b>Safe Use Instruction</b>	The identification of the Candidate List substance is sufficient to allow safe use of the article.
<b>Declaration No. in SCIP database</b>	de0837f6-46d5-4980-8a82-ffb834d2ee23

**Kopplingsschema**



Wiring diagram OTI DX D NFC L












**Databladstext**

- The DEXAL interface is polarity sensitive, even if the DEXAL bus power supply in the driver is turned off. Therefore the polarity of all connected drivers should not be mixed.
- For efficiency and standby power measurement, the D4i bus power supply shall be switched off by using Tuner4TRONIC. Refer to [www.tuner4tronic.com](http://www.tuner4tronic.com).

**Download**

**Dokument**

## Produktdatablad

	User instruction OPTOTRONIC LED Power Supply
	Broschyrer Technical application guide DEXAL LED drivers (EN)
	Certifikat OT EMC 40050085 200220
	Certifikat OT ENEC 40038085 130720
	Certifikat OT EMC 40044675 250621
	Konformitetsdeklaration OTi DX D NFC L UK DoC 4281283 080321
	Konformitetsdeklaration OTi DX D NFC L CE 3704710 020921
	CAD-data OTI DX D NFC L IGS 281119
	CAD-data OTI DX D NFC L STEP 281119
	CAD-data 2-dim OTI DX D NFC L CAD2PDF 281119
	CAD-data 3-dim OTI DX D NFC L CAD3PDF 281119

### Ecodesign regulation information:

Intended for use with LED modules.

The forward voltage of the LED light source shall be within the defined operating window of the control gear in all operating conditions including dimming if applicable.

Separate control gear and light sources must be disposed of at certified disposal companies in accordance with Directive 2012/19/EU (WEEE) in the EU and with Waste Electrical and Electronic Equipment (WEEE) Regulations 2013 in the UK. For this purpose, collection points for recycling centres and take-back systems (CRSO) are available from retailers or private disposal companies, which accept separate control gear and light sources free of charge. In this way, raw materials are conserved and materials are recycled.

### Logistiska data

Produktnummer	Produktbeskrivning	Förpackningsenhet (Styck/Enhet)	Dimensioner (längd x bredd x höjd)	Volym	Bruttovikt
4052899590403	OTI DX 75/220...240/600 D NFC L	Transportförpackning 20	385 mm x 160 mm x 100 mm	6.16 dm <sup>3</sup>	5034.00 g

Produktkoden gäller minsta tillåtna beställningskvantitet. En transportförpackning kan innehålla en eller flera produkter. Vid orderläggning, vänligen ange en eller flera transportförpackningar.



## Produktdatablad

---

### Datasäkerhetsskydd

This OSRAM driver can be configured using the Tuner4TRONIC software. This requires registering on [www.myosram.com](http://www.myosram.com) and downloading the Tuner4TRONIC software from the Internet. The Tuner4TRONIC software enables users to access and view the operational data of a luminaire or driver via the corresponding programming interfaces. A password key (Config Lock) must be set up in the driver via the Tuner4TRONIC software in order to control which users can access and view operational data. Follow the instructions for password setup. To grant an external person or company rights to access or view operational data, you can assign password keys. In this case, however, you are responsible for ensuring that the third party concerned takes notice of the information described here. However, OSRAM can read out operating data from devices for maintenance and service purposes even when a password key has been assigned. In individual cases, OSRAM will also use its access rights in order to optimize or improve driver hardware and driver functions. In accordance with data privacy principles, any user of operating data (luminaire manufacturers, third parties with access rights) must ensure that personal data (e.g. name, address, location IDs) are only merged with the prior written consent of the person (end user) concerned. The respective user of the operating data is responsible for providing evidence of consent.

---

### Friskrivningsklausul

Subject to change without notice. Errors and omission excepted. Always make sure to use the most recent release.