

OTi DALI 90/220...240/1A0 LT2 L

OPTOTRONIC Intelligent – DALI (non-isolated) | Linear constant current LED driver – Dimmable



Produktegenskaper

- Nätfrekvens: 0 Hz | 50 Hz | 60 Hz
- Matningsspänning: 220...240 V

Användningsområde

- Installation i nödbelysningsystem enligt IEC 61347-2-13, bilaga J
- Lämplig för armaturer med skyddsklass I

Tekniska data

Elektriska data

Nominell inspänning	220...240 V
Nätfrekvens	0/50/60 Hz Hz
Inspänning AC	198...264 V ¹⁾
Inspänning DC	176...276 V
Current set	DALI / LEDset / Programmable
Total övertonshalt	< 10 %
Effektfaktor λ	0,62C...0,99 ²⁾
Efficiency in full-load	94 % ³⁾
Förlusteffekt	9,0 W ⁴⁾
IP Inkopplingsström	25 A ⁵⁾
Max antal HF-don på säkringsaut 10 A (B)	15
Max antal HF-don på säkringsaut 16 A (B)	24
Max antal HF-don på säkringsaut 25 A (B)	29
Spänningstopp (ström/jord)	2 kV
Spänningstopp (fas/neutral)	1 kV
Nominell utspänning	54...240 V ⁶⁾
U-OUT (arbetsspänning)	< 250 V
Nominell utström	250...1000 mA
Output current LEDset open	125 mA
Output current LEDset shorted	250 mA
Default output current	125 mA ⁷⁾
Utgångsströmstolerans	± 3 % ⁸⁾
Utgångs rippelström (100 Hz)	< 1 %
Output PSTLM	≤ 1
Output SVM	≤ 0.4
Nominell uteffekt	13,5...90 W
Maximal uteffekt	90 W
Galvanisk isolation	Non isolated
Förlusteffekt i Stand-By läge i W	<0,25 W
Skyddsledare ström	<0,5 mA

¹⁾ Tillåtet spänningsområde

²⁾ Full last vid 230 V

³⁾ at 230 V, 50 Hz

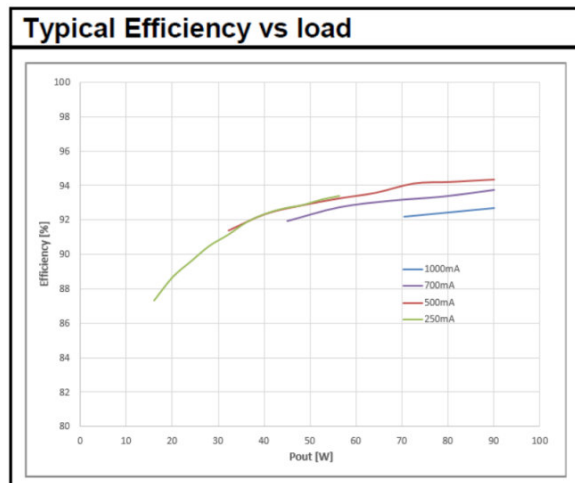
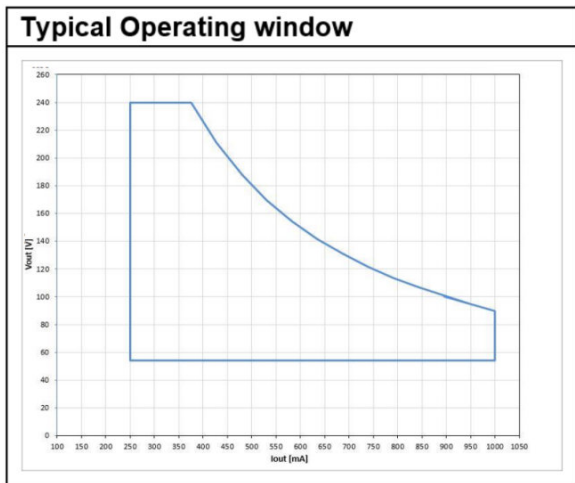
⁴⁾ Maximum

⁵⁾ Vid 280 μ s

⁶⁾ Maximum 250 V

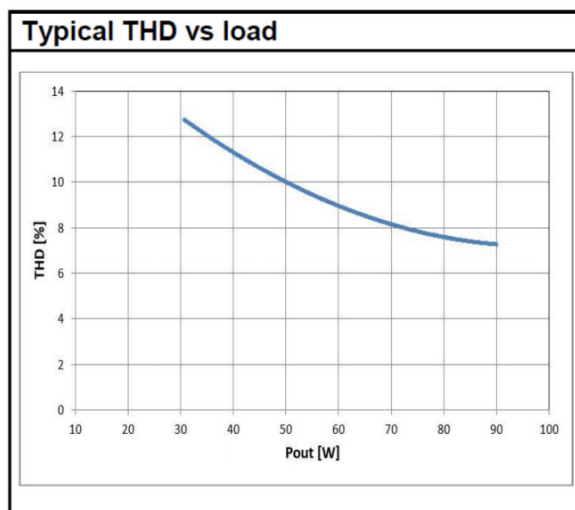
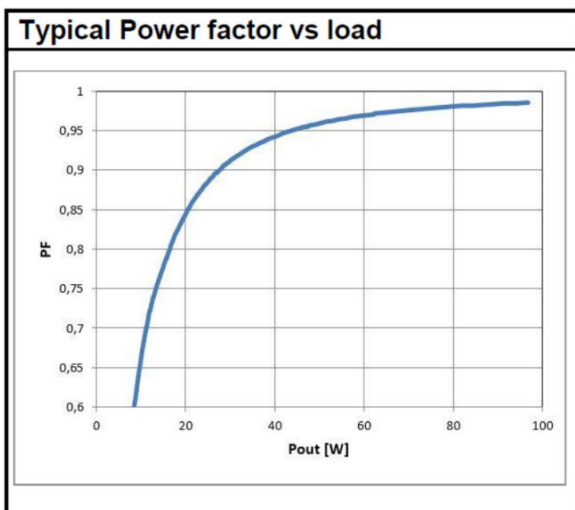
⁷⁾ LEDset deactivated

8) When use DALI



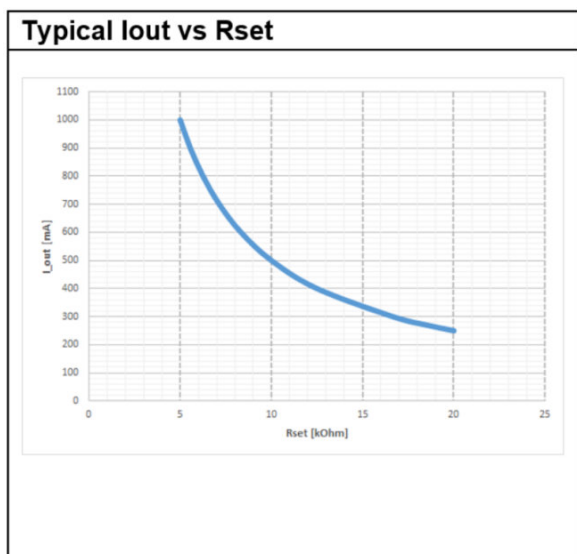
OTI DALI 90220-2401A0 LT2 L Operating Window

OTI DALI 90220-2401A0 LT2 L Typical Efficiency vs. Load (230 V 50 Hz)



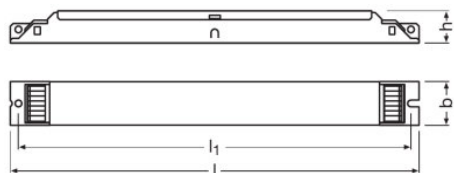
OTI DALI 90220-2401A0 LT2 L Typical Power Factor vs. Load

OTI DALI 90220-2401A0 LT2 L Typical THD Vs Load



OTI DALI 90220-2401A0 LT2 L Typical Iout vs Rset (LEDset2 mode)

Mått



Hålavstånd längd	270,0 mm
produktvikt	205,00 g
Ledningsarea ingångsida	0,5...1,5 mm ² ¹⁾
Ledningsarea utgångsida	0,5...1,5 mm ² ¹⁾
Avisoleringslängd på primärsidan	8,5...9,5 mm
Avisoleringslängd på sekundärsidan	8,5...9,5 mm
Längd	280,0 mm
Bredd	30,0 mm
Höjd	21,0 mm

Produktdatablad

¹⁾ Solida eller flexibla ledare

Färger & Material

Inkapslingsmaterial	Metal
---------------------	-------

Temperaturer och driftsförhållanden

Omgivningstemperaturområde	-25...+50 °C
Maximal temperatur vid tc testpunkt	75 °C
Maximal höljestemperatur vid fel	110 °C
Förvaringstemperatur	-25...85 °C
Tillåten rel. luftfuktighet under drift	5...85 % ¹⁾

¹⁾ Maximum 56 days/year at 85 %

Livslängder

Hf-don livslängd	50000 / 100000 h ¹⁾
------------------	--------------------------------

¹⁾ At maximum $T_c = 75^\circ\text{C} / 10\%$ failure rate / At $T_c = 65^\circ\text{C} / 10\%$ failure rate

Tillägg produktdata

Inkapslad	Nej
-----------	-----

Användningsområden

Programmering interface	DALI, LEDset
Ljusreglerbar	Ja
Dimmer gränssnitt	DALI-2 / Touch DIM / Touch DIM Sensor
Ljusregleringsområde	1...100 % ¹⁾
Ljusregleringsteknik	Full analogue dimming
Överhettningsskydd	Automatisk avstängning, återställningsbar
Överlastskydd	Automatisk avstängning, återställningsbar
Kortslutningsskydd	Automatisk avstängning, återställningsbar
Kan drivas utan belastning	Ja
Intended for no-load operation	Nej
Max. kabellängd till lampa / LED-modul	2,0 m ²⁾
Passande för armaturer med skyddsklass	I
Lämplig till nödbelysning	Ja
Typ av anslutning, ineffektsida	Tryckplint
Typ av anslutning, uteffektsida	Tryckplint
Konstant lumenflödesfunktion	Programmable
Control interface	DALI
Number of channels	1

Produktdatablad

DALI-2 Energy Data	Ja
DALI-2 Diagnostic Data	Ja

¹⁾ For maximum nominal output current

²⁾ Output wires must be routed as close as possible to each other

Programming

Programming device	DALI magic
Tuner4TRONIC	Ja
Tuner4TRONIC Field App	Ja

Programmable features

DALI-2 Luminaire Data	Ja
TouchDIM + Sensor	Ja

Certifikat och Standarder

Godkännandemärkning	CE / EL / VDE-ENEC / VDE-EMC / EAC / CCC / BIS / RCM
Standarder	enL EN 61347-1/enL EN 61347-2-13/enL EN 55015/enL EN 61547/enL EN 61000-3-2/Acc. to EN 62384/Acc. to EN 62386
Skyddstyp	IP20

Logistikdata

















Statistiskt varunummer	85044083900
------------------------	-------------

Environmental information

Information according Art. 33 of EU Regulation (EC) 1907/2006 (REACH)	
Date of Declaration	02-06-2023
Primary Article Identifier	4052899160071 4052899494268 4062172082327 4008321867568
Candidate List Substance 1	Lead
CAS No. of substance 1	7439-92-1
Safe Use Instruction	The identification of the Candidate List substance is sufficient to allow safe use of the article.
Declaration No. in SCIP database	20d9f530-dfda-4ee9-acd1-1ba46e79f107 37466044-cb51-47c6-b384-ad6e70220fa7 7f1d2749-5d00-4b3a-bce3-755576cdff1f

Download

Produktdatablad

Dokument	
	User instruction OPTOTRONIC LED Power Supply
	Certifikat OTI DALI OT FIT D LT2 L CB DE1 58970 040320
	Certifikat OT ENEC 40038085 010322
	Certifikat 358995_CB Test Certificate OTi DALI 90220-2401A0 LT2 L
	Certifikat LED drivers EMC 40011668 300922
	Konformitetsdeklaration EATON(CEAG)-Conformity declaration AN00952 OTI DALI 90220-2401A0 D LT2 L
	Konformitetsdeklaration INOTEC-Conformity declaration AN00952 OTI DALI 90220-2401A0 D LT2 L
	Konformitetsdeklaration 727247_EC OTi
	Konformitetsdeklaration OTi DALI D LT2 L UK DoC 4281086 180221
	Konformitetsdeklaration OTI DALI D LT2 L CE 3667898 210921
	Konformitetsdeklaration EATON(CEAG)-Conformity declaration AM00141_OTiDALI90_220_240_1A0_D_LT2_L
	Konformitetsdeklaration INOTEC- Conformity declaration AM00141_OTiDALI90_220_240_1A0_D_LT2_L
	CAD-data 370051_CAD File OTi DALI 90220-2401A0 LT2 L
	CAD-data 370053_CAD Daten OTi DALI 90220-2401A0 LT2 L
	CAD-data 3-dim 370052_CAD Daten OTi DALI 90220-2401A0 LT2 L
	CAD-data PDF 370054_CAD File OTi DALI 90220-2401A0 LT2 L

Produktdatablad

Ecodesign regulation information:

Intended for use with LED modules.

The forward voltage of the LED light source shall be within the defined operating window of the control gear in all operating conditions including dimming if applicable.

Separate control gear and light sources must be disposed of at certified disposal companies in accordance with Directive 2012/19/EU (WEEE) in the EU and with Waste Electrical and Electronic Equipment (WEEE) Regulations 2013 in the UK. For this purpose, collection points for recycling centres and take-back systems (CRSO) are available from retailers or private disposal companies, which accept separate control gear and light sources free of charge. In this way, raw materials are conserved and materials are recycled.

Logistiska data

Produktnummer	Produktbeskrivning	Förpackningsenhet (Styck/Enhet)	Dimensioner (längd x bredd x höjd)	Volym	Bruttovikt
4052899494268	OTi DALI 90/220...240/1A0 LT2 L	Transportförpackning 20	305 mm x 161 mm x 104 mm	5.11 dm ³	4277.00 g

Produktkoden gäller minsta tillåtna beställningskvantitet. En transportförpackning kan innehålla en eller flera produkter. Vid orderläggning, vänligen ange en eller flera transportförpackningar.

Datasäkerhetsskydd

This OSRAM driver can be configured using the Tuner4TRONIC software. This requires registering on www.myosram.com and downloading the Tuner4TRONIC software from the Internet. The Tuner4TRONIC software enables users to access and view the operational data of a luminaire or driver via the corresponding programming interfaces. A password key (Config Lock) must be set up in the driver via the Tuner4TRONIC software in order to control which users can access and view operational data. Follow the instructions for password setup. To grant an external person or company rights to access or view operational data, you can assign password keys. In this case, however, you are responsible for ensuring that the third party concerned takes notice of the information described here. However, OSRAM can read out operating data from devices for maintenance and service purposes even when a password key has been assigned. In individual cases, OSRAM will also use its access rights in order to optimize or improve driver hardware and driver functions. In accordance with data privacy principles, any user of operating data (luminaire manufacturers, third parties with access rights) must ensure that personal data (e.g. name, address, location IDs) are only merged with the prior written consent of the person (end user) concerned. The respective user of the operating data is responsible for providing evidence of consent.

Friskrivningsklausul

Subject to change without notice. Errors and omission excepted. Always make sure to use the most recent release.